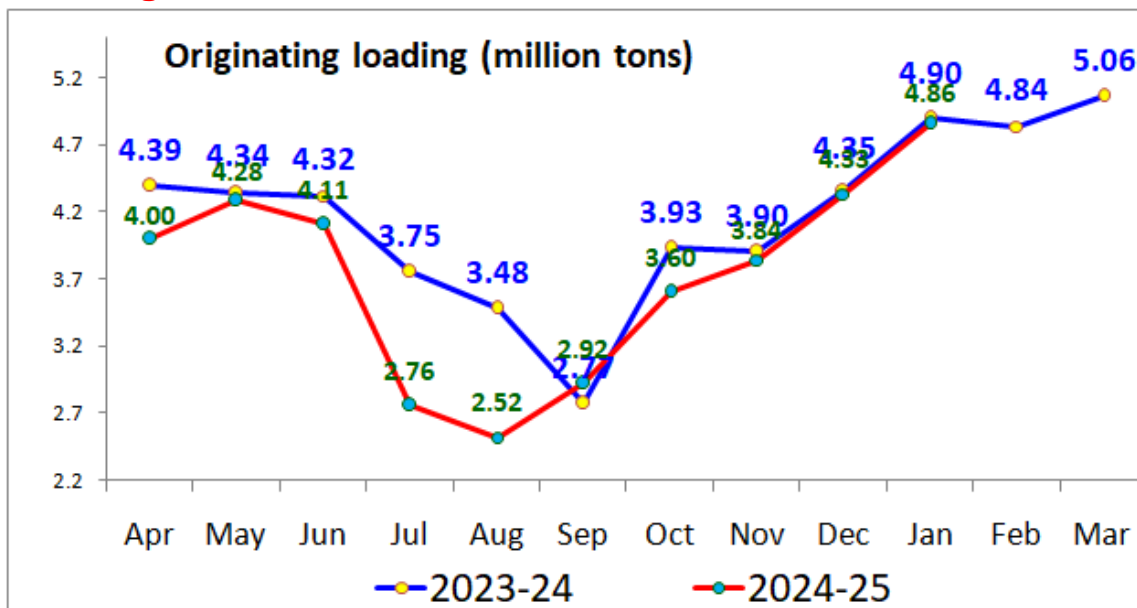


3.0 Earning and Loading

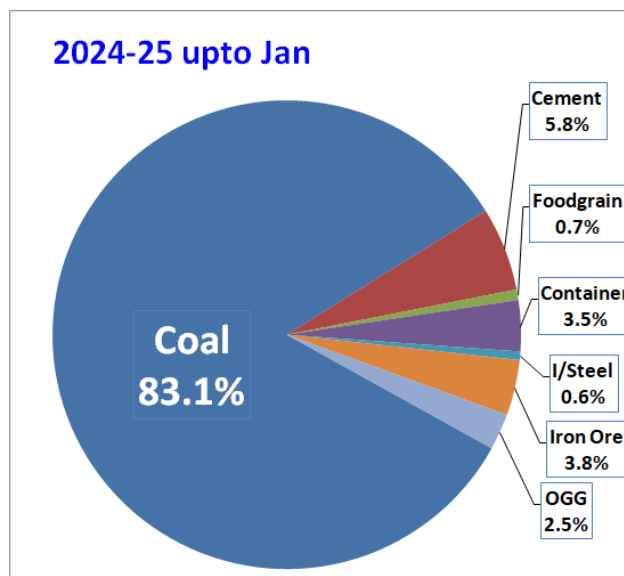
- Loading



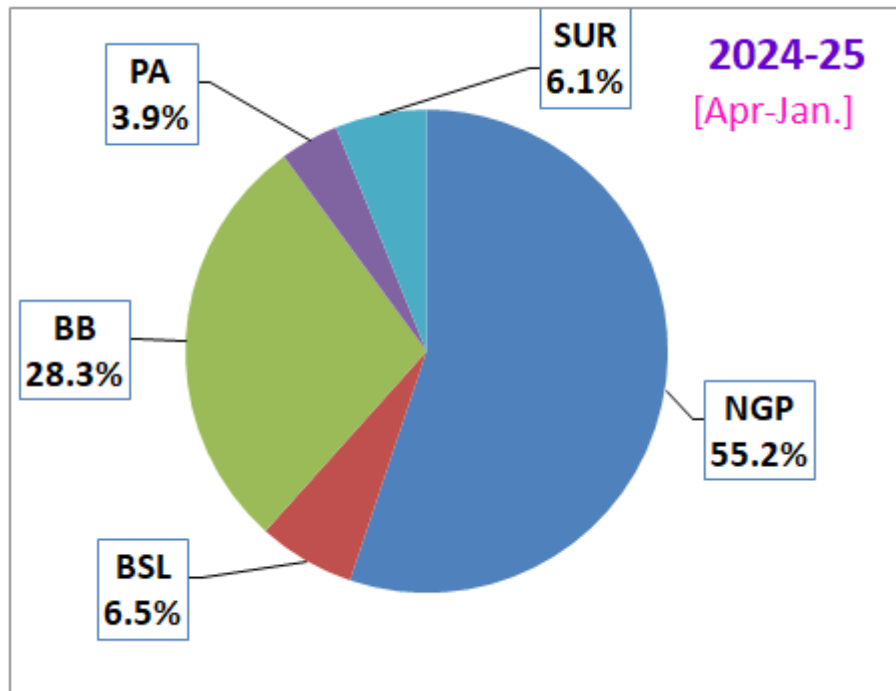
Loading has dropped especially during Jun to Aug due to heavy rains. Less loading of **coal** (due to ban on RCR loading dropped from goods shed by 1.65 MT), **clinker** (due to less demand drop in loading from CESG Ghuggus and no loading from RGTM), **iron ore** (-0.75 MT - Late environmental clearance, unseasonal rains, less demand) and **container** (-163 rakes due to excess levy on rice export, Ban on export of boiled rice and middle east war also affected export).

Commodity-wise share

Commodity	Million tons
Coal	30.62
Cement	2.12
Foodgrain	0.27
Container	1.30
I/Steel	0.21
Iron Ore	1.41
OGG	0.92
TOTAL	36.86



Loading Share of NGP division in comparison with other division of CR



EARNINGS (IN CR.)

