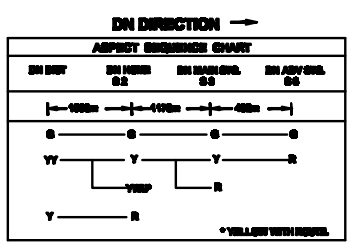
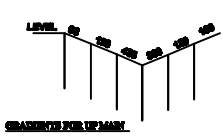

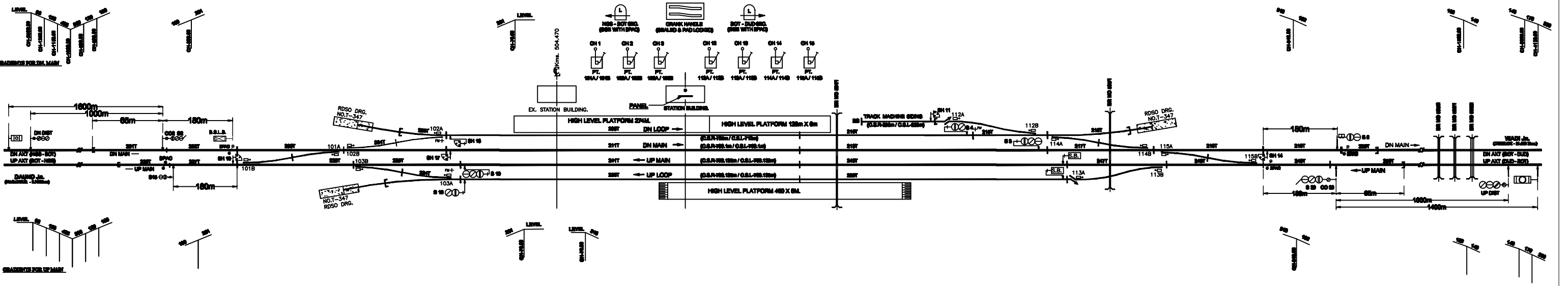


cksjksVh

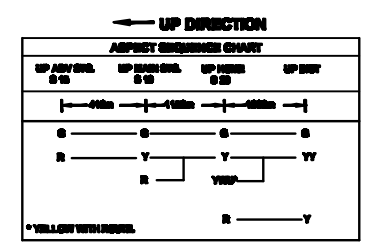


SCALE 1:1000

SIGNALS (S1 TO S20) — 51, 55, 56, 57, 58, 512, 513.

POINTS (101 TO 118) — 104, 105, 106, 107, 108, 109, 110, 111.

T/CRS (2017 TO 2097) — 2081, 2077, 2097, 2121, 2141, 2211, 2221, 2241, 2251, 2301, 2311, 2321, 2331, 2351, 2361, 2371, 2401, 2421, 2441, 2451, 2461.



NOTE:

1. FOR SIGNALS GREATER THAN 1400 UP TO 1500, ONE SECTION IS PROVIDED PER SECTION.

2. ONE ALONG WITH ONE YOU TO BE PROVIDED FOR FORWARD.

SIGNAL & TELECOMMUNICATIONS

lapkyu fu;e vkjg[k

cksjksVh

BOROTI (B.G).

STATION WORKING RULE DIAGRAM

* [k * Jg.kh] ekud AA ¼vkjg[k CLASS, STD. II (R)

C.R.L.Y. SUR. DIV. NOT TO SCALE

BASED ON C. R.L.Y. DRG. S.I.P. No. 522B/03